

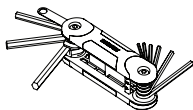
Disassembly and Recycling Instructions

Dash 1134, 1135

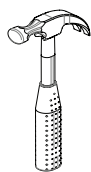
Tools Required:



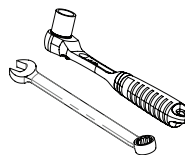
Safety Glasses



Metric Allen
Wrenches



Hammer



Wrenches/Ratchet

1. Remove Glides from frame. Recycle Glides
2. Separate the Back and Seat from the Frame then recycle Back and Seat.
3. Then Recycle the Arms (if any).
4. After all parts are removed then recycle the frame.



Back

Polypropylene



Arms

Polypropylene



Seat

Polypropylene



Frame

Cold Rolled Steel



Glides

Polypropylene, Nylon, ABS



= Recyclable Material Content